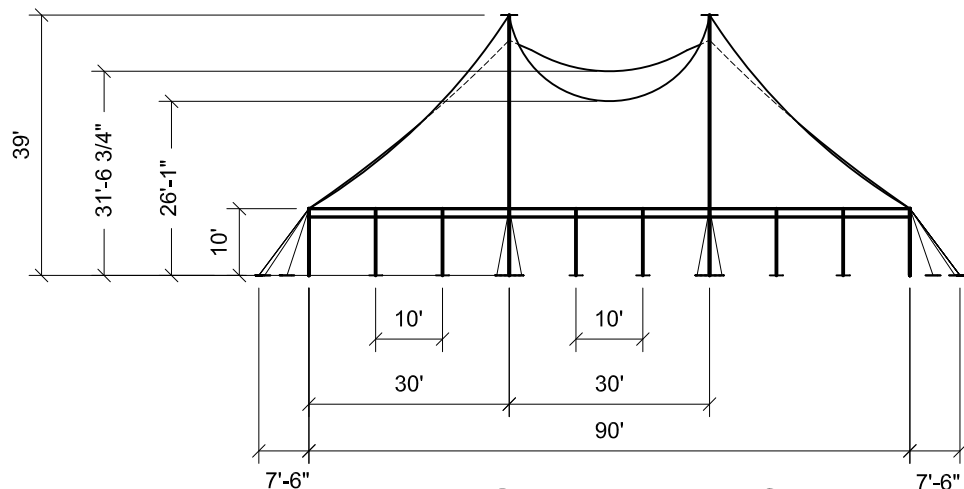
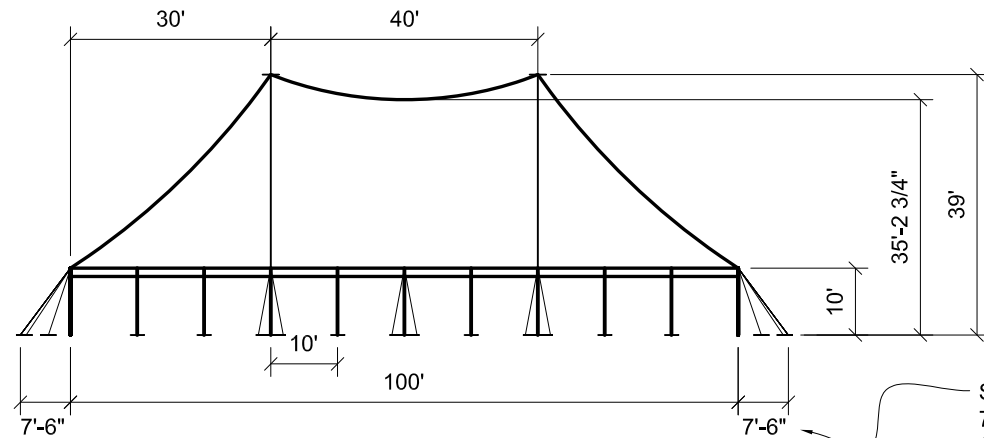


PLAN

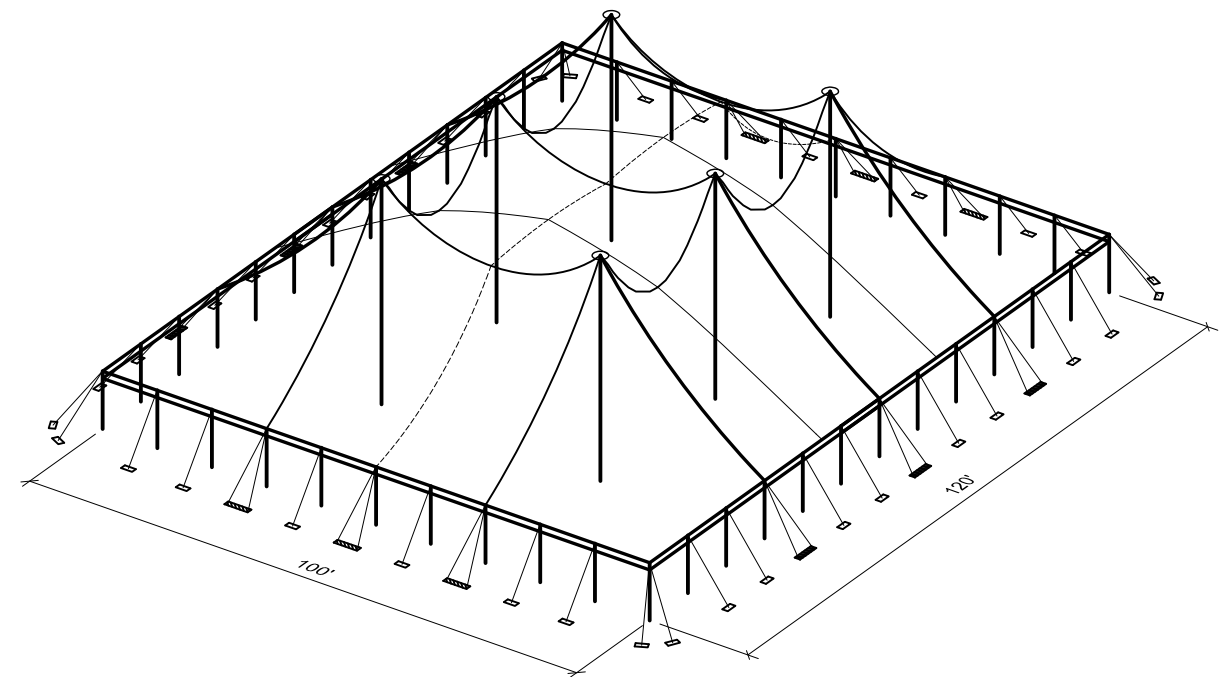


SIDE ELEVATION



END ELEVATION

STAKE-OUT DISTANCE FOR
 7'-0" SIDE POLES = 5'-3"
 8'-0" SIDE POLES = 6'-0"
 10'-0" SIDE POLES = 7'-6"



ISOMETRIC

NOTES:

1. GUY WEBS THROUGHOUT.
2. 10'-0" EAVE HEIGHT SHOWN.
3. REF. A1-100-30M REV. 4-30-08 (ENG. 224)
4. NON-STANDARD STAKING SHOWN.
5. SEE THE I.F.A.I. STAKING GUIDE ON OUR WEBSITE (WWW.ANCHORINC.COM) FOR SOIL IDENTIFICATION & PULL-OUT CAPACITY OF STAKES.

| REVISIONS | | |
|-----------|----------|-----|
| EC/PR NO. | DATE | BY |
| 1 | 5-10-11 | DMK |
| 2 | 09-15-11 | DMK |
| 3 | 04-22-14 | DMK |
| | | |
| | | |

| | | |
|--|-------------|---------------------|
| ANCHOR INDUSTRIES INC. | | |
| BROCHURE DRAWING 100' CENTURY TENT W/30' MIDS | | |
| DRAWN BY: DMK | CHECKED BY: | DRAWING NO. |
| APPROVED BY: | EC/PR NO. | DATE: 08-18-06 |
| | | 06-253-3-8-1 |